

# ENVIRONMENTAL PRODUCT DECLARATION

as per ISO 14025 and EN 15804

Owner of the Declaration	<b>Corbin Russwin – an ASSA ABLOY Group company</b>
Programme holder	Institut Bauen und Umwelt e.V. (IBU)
Publisher	Institut Bauen und Umwelt e.V. (IBU)
Declaration number	EPD-ASA-20150143-IBA1-EN
Issue date	18.05.2015
Valid to	17.05.2020




**ML2000 Series Mortise Lock**

**Corbin Russwin an ASSA ABLOY Group  
company**

[www.bau-umwelt.com](http://www.bau-umwelt.com) / <https://epd-online.com>



## 1. General Information

<p><b>Corbin Russwin</b></p> <hr/> <p><b>Programme holder</b>          IBU - Institut Bauen und Umwelt e.V.          Panoramastr. 1          10178 Berlin          Germany</p> <hr/> <p><b>Declaration number</b>          EPD-ASA-20150143-IBA1-EN</p> <hr/> <p><b>This Declaration is based on the Product Category Rules:</b>          IBU: PCR Locks and fittings (mechanical &amp; electromechanical locks &amp; fittings), 07-2014 (PCR tested and approved by the independent expert committee)</p> <hr/> <p><b>Issue date</b>          18.05.2015</p> <hr/> <p><b>Valid to</b>          17.05.2020</p> <p></p> <hr/> <p>Prof. Dr.-Ing. Horst J. Bossenmayer          (President of Institut Bauen und Umwelt e.V.)</p> <p></p> <hr/> <p>Dr.-Ing. Burkhard Lehmann          (Managing Director IBU)</p>	<p><b>ML2000 Series Mortise Lock</b></p> <hr/> <p><b>Owner of the Declaration</b>          Corbin Russwin          225 Episcopal Rd          Berlin, CT 06037 USA</p> <hr/> <p><b>Declared product / Declared unit</b>          The declaration represents 1 mortise lock of the following types:          - Corbin Russwin ML2000 Series Mortise Lock</p> <p>inclusive of lock body, latches, levers, roses, strikes and all mounting hardware.</p> <hr/> <p><b>Scope:</b>          This EPD is based on the full lifecycle of 1 Corbin Russwin ML2000 Series Mortise Lock. Data was collected from the lock case manufacturer in Berlin, Connecticut (US). The owner of the declaration shall be liable for the underlying information and evidence; the IBU shall not be liable with respect to manufacturer information, life cycle assessment data and evidences.</p> <hr/> <p><b>Verification</b></p> <p>The CEN Standard EN 15804 serves as the core PCR</p> <p>Independent verification of the declaration and data according to ISO 14025</p> <p><input type="checkbox"/> internally    <input checked="" type="checkbox"/> externally</p> <hr/> <p></p> <hr/> <p>Dr. Wolfram Trinius          (Independent verifier appointed by SVA)</p>
--	---

## 2. Product

### 2.1 Product description

The Corbin Russwin ML2000 Series Mortise Lock, is an ANSI/BHMA A156.13 Series 1000 Grade 1 mechanical mortise lock. It has a reversible latch with stainless steel insert and an independent non-handed stainless steel deadlatch.

The ML2000 is available with 41 different mechanical locking functions, optional deadbolt and multiple lever options

- ANSI/BHMA A156.13 Series 1000 Grade 1 Certified
- Meets A117.1 Accessibility Code

Corbin Russwin's products meet building codes that require hurricane, windstorm and FEMA certifications, including some of the most stringent building codes as specified in the Florida Building Code, Miami Dade Code and the International Building Code. Refer to the

Corbin Russwin Website ([www.corbinrusswin.com](http://www.corbinrusswin.com)) for specific code compliance listings for both the lock hardware and other door components.

### 2.2 Application

The locks are designed for single or double leaf doors with mullions. The locks are typically installed in commercial buildings, such as

- Commercial campuses
- Colleges
- Detention centers
- Dormitories
- Hospitals
- Warehouses
- Psychiatric wards
- Any high abuse applications

**2.3 Technical Data**

The following table lists the technical properties of Corbin Russwin ML2000 Series Mortise Lock:

**Technical data**

Item	Value
Backset	2-3/4" (70mm)
Door Thickness	1-3/4" (44mm) thick standard
Bevel	Front adjustable at any angle from flat to bevelled 1/8" (3mm) in 2" (51mm)
Door prep	ANSI/BHMA A156.115 or A156.115W modified per template
Handing	field reversible
Keying	Can be masterkeyed or grand masterkeyed.

**2.4 Placing on the market / Application rules**

The products are subject to UL marking. Relevant norms are: ANSI/BHMA A156.13 American Standard for Mortise locks.

**2.5 Delivery status**

Delivered as a complete unit, inclusive of lockbody, trim, strike and fasteners or as separate lock case. Delivered in a box size 9" x 5.5" x 4.375" (229 x 140 x 111 mm)

**2.6 Base materials / Ancillary materials**

The average composition of the Corbin Russwin Mortise lock is as following:

Component	Percentage in mass (%)
Brass	21.6
Copper	1.05
Stainless Steel	22.5
Steel	51.07
Zinc	3.03
Others	0.75
<b>Total</b>	<b>100.0</b>

**2.7 Manufacture**

Products are manufactured and assembled in the United States and are supported by tier-1 supplier in Mexico. The components come from processes such as stamped steel, zinc and steel casting.

**2.8 Environment and health during manufacturing**

ASSA ABLOY is committed to integrating our sustainability efforts across the organization. Our priorities are to: reduce resource and energy consumption; reduce carbon emissions; improve water and waste management; improve health and safety performance in operations; improve sustainability performance within our supply chain and enhance the sustainability performance in ASSA ABLOY's supply of door opening solutions. Inspections, audits, and reviews are conducted periodically to ensure that applicable standards are met and environmental management systems are evaluated.

Our Code of Conduct covers business ethics, workers' rights, human rights, environment and health & safety, consumer interests and community outreach. It provides the framework for ASSA ABLOY's daily operations.

- The Berlin facility complies the requirements of the Code of Federal Requirements (CFR) 29 part 1910 General Industry and are under the oversight of the United States Department of Labor and the Occupational Safety and Health Administration.
- The Berlin facility is currently certified to ISO 9001-2008. Upgrading to 9001-2014 in 2015. Lab Certification audit to ISO 17025 in Dec 2014. Working towards ISO 14000 with current goal of 1st qtr 2015.
- Any waste metals (chips) during machining are separated and recycled.
- Waste cleaners and rinses are processed internally in our Waste Water Treatment facility.
- Waste solids are packaged and shipped offsite for treatment by a CT DEEP approved waste handler.

**2.9 Product processing/Installation**

Corbin Russwin locks are distributed through, and installed by trained technicians, such as locksmiths or security technicians. Preparation of doors and frames are conducted at the door manufacturer's production site.

**2.10 Packaging**

All packaging is fully recyclable. The packaging material is composed by cardboard (app. 70%) and plastic foil (app. 30%).

Material	Value (%)
Cardboard/paper	91.03
Plastics	8.97
<b>Total</b>	<b>100.0</b>

**2.11 Condition of use**

Locks require no maintenance.

**2.12 Environment and health during use**

There is no harmful emissive potential. No damage to health or impairment is expected under normal use corresponding to the intended use of the product.

**2.13 Reference service life**

The reference service life of 30 years is based on a typical installation of a Corbin Russwin Mortise lock as a security lock operated when the facilities are to be closed or opened. If operations per day exceeds that typical wear the locks are exposed to the life time is limited to 1,000,000 cycles in accordance with ANSI/BHMA A156.13 Influences on ageing when applied in accordance with the rules of technology.

**2.14 Extraordinary effects**

**Fire**

Suitable for use in fire and smoke doors (listed by Underwriters Laboratories)

**Water**

Contain no substances that have any impact on water in case of flood.

**Mechanical destruction**

No danger to the environment can be anticipated during mechanical destruction.

**2.15 Re-use phase**

The product is possible to re-use during the reference service life and be moved to one door to another. The majority, by weight, of components are steel, iron and zinc which can be recycled. The lock can either be sent back to Corbin Russwin for recycling or to a professional recycling service provider. The plastic components can be used for energy recovery in an incineration process.

**2.16 Disposal**

Loss Construction, which has no recycling potential, waste is sent to landfill.

**2.17 Further information**

Corbin Russwin  
 225 Episcopal Rd  
 Berlin, CT 06037 USA  
 Tel 800-543-3568  
 www.corbinrusswin.com

**3. LCA: Calculation rules**

**3.1 Declared Unit**

The declaration refers to the functional unit of 1 piece of Corbin Russwin ML2000 Series Mortise Lock as specified in Part B requirements on the EPD for PCR Locks and fittings: (mechanical & electromechanical locks & Fittings)

**Declared unit**

Name	Value	Unit
Declared unit	1	piece of lock
Mass	1.933	kg
Conversion factor to 1 kg	0.517	-

**3.2 System boundary**

Type of the EPD: cradle to gate - with Options  
 The following life cycle phases were considered:

Production stage:

- A1 – Raw material extraction and processing
- A2 – Transport to the manufacturer and
- A3 – Manufacturing

Construction stage:

- A4 - Transport from the gate to the site
- A5 – Packaging waste processing

The use stage:

- B2 - Maintenance (cleaning of the locks)

End-of-life stage:

- C2 – Transport to waste processing
- C4 – Disposal (landfill)

This includes provision of all materials, products and energy, packaging processing and its transport, as well as waste processing up to the end-of waste state or disposal of final residues.

- D - Declaration of all benefits or recycling potential from EOL and A5.

**3.3 Estimates and assumptions**

EoL:

In the End-of-Life phase, for all the materials which can be recycled, a recycling scenario with 100% collection rate was assumed.

**3.4 Cut-off criteria**

In the assessment, all available data from the production process are considered, i.e. all raw materials used, auxiliary materials (e.g. lubricants), thermal energy consumption and electric power consumption - including material and energy flows contributing less than 1% of mass or energy (if available). In case a specific flow contributing less than 1% in mass or energy is not available, worst case assumption proxies are selected to represent the respective environmental impacts.

Impacts relating to the production of machines and facilities required during production are out of the scope of this assessment.

**3.5 Background data**

For life cycle modeling of the considered products, the GaBi 6 Software System for Life Cycle Engineering, developed by PE INTERNATIONAL AG, is used /GaBi 6 2013/. The GaBi-database contains consistent and documented datasets which are documented in the online GaBi-documentation /GaBi 6 2013D/.

To ensure comparability of results in the LCA, the basic data of GaBi database were used for energy, transportation and auxiliary materials.

**3.6 Data quality**

The requirements for data quality and background data correspond to the specifications of the /IBU PCR PART A/.

PE INTERNATIONAL performed a variety of tests and validations during the commission of the present study in order to ensure its quality of the present document and results. This obviously includes an extensive review of project-specific LCA models as well as the background data used..

The technological background of the collected data reflects the physical reality of the declared products. The datasets are complete and conform to the system boundaries and the criteria for the exclusion of inputs and outputs.

All relevant background datasets are taken from the GaBi 6 software database. The last revision of the used background data has taken place not longer than 10 years ago.

**3.7 Period under review**

The period under review is 2013/14 (12 month average).

### 3.8 Allocation

Regarding incineration, the software model for the waste incineration plant (WIP) is adapted according to the material composition and heating value of the combusted material. In this EPD, the following specific life cycle inventories for the WIP are considered for:

- Waste incineration of plastic
- Waste incineration of paper

Regarding the recycling material of metals, the metal parts in the EoL are declared as end-of-waste status.

Thus, these materials are considered in module D. Specific information on allocation within the background data is given in the GaBi dataset documentation.

### 3.9 Comparability

Basically, a comparison or an evaluation of EPD data is only possible if all the data sets to be compared were created according to /EN 15804/ and the building context, respectively the product-specific characteristics of performance, are taken into account.

## 4. LCA: Scenarios and additional technical information

The following technical information is a basis for the declared modules or can be used for developing specific scenarios in the context of a building assessment if modules are not declared (MND).

### Installation into the building (A5)

Name	Value	Unit
Output substances following waste treatment on site (Paper and plastic packaging)	0.35	kg

### Reference service life

Name	Value	Unit
Reference service life	30	a

### Maintenance (B2)

Name	Value	Unit
Other resources – detergents	0.1	kg/a
Water for cleaning	0.1	kg/a

### End of life (C1-C4)

Name	Value	Unit
Collected separately Brass, Copper, Stainless Steel, Steel, Zinc	1.918	kg
Collected as mixed construction waste – construction waste for landfilling	0.015	kg
Recycling Brass, Copper, Stainless Steel, Steel, Zinc	1.918	kg
Landfilling - Construction waste for landfilling	0.015	kg

### Reuse, recovery and/or recycling potentials (D), relevant scenario information

Name	Value	Unit
Collected separately waste type (including packaging)	2.282	kg
Recycling Brass	18.3	%
Recycling Copper	0.89	%
Recycling StainlessSteel	19.05	%
Recycling Steel	43.25	%
Recycling Zinc	2.56	%
Reuse Paper packaging (from A5)	13.94	%
Reuse Plastic packaging (from A5)	1.37	%
Loss Construction waste for landfilling (no recycling potential)	0.64	%

## 5. LCA: Results

Results shown below were calculated using CML 2000 – Apr. 2013 Methodology.

### DESCRIPTION OF THE SYSTEM BOUNDARY (X = INCLUDED IN LCA; MND = MODULE NOT DECLARED)

PRODUCT STAGE		CONSTRUCTION PROCESS STAGE			USE STAGE								END OF LIFE STAGE				BENEFITS AND LOADS BEYOND THE SYSTEM BOUNDARIES
Raw material supply	Transport	Manufacturing	Transport from the gate to the site	Assembly	Use	Maintenance	Repair	Replacement <sup>(1)</sup>	Refurbishment <sup>(1)</sup>	Operational energy use	Operational water use	De-construction demolition	Transport	Waste processing	Disposal	Reuse-Recovery-Recycling-potential	
A1	A2	A3	A4	A5	B1	B2	B3	B4	B5	B6	B7	C1	C2	C3	C4	D	
X	X	X	X	X	MND	X	MND	MND	MND	MND	MND	MND	X	MND	X	X	

### RESULTS OF THE LCA - ENVIRONMENTAL IMPACT: One piece of Corbin Russwin ML2000 Series Mortise Lock

Parameter	Parameter	Unit	A1 - A3	A4	A5	B2	C2	C4	D
GWP	Global warming potential	[kg CO <sub>2</sub> -Eq.]	1.67E+01	8.98E-02	5.04E-01	-2.31E+00	7.48E-02	6.12E-02	-2.31E+00
ODP	Depletion potential of the stratospheric ozone layer	[kg CFC11-Eq.]	2.52E-09	4.30E-13	2.22E-12	6.71E-11	3.58E-13	1.84E-13	-1.57E-10
AP	Acidification potential of land and water	[kg SO <sub>2</sub> -Eq.]	6.72E-02	4.11E-04	1.16E-04	4.80E-02	3.43E-04	1.56E-05	-1.14E-02
EP	Eutrophication potential	[kg (PO <sub>4</sub> ) <sup>3-</sup> -Eq.]	4.55E-03	9.39E-05	1.90E-05	2.85E-02	7.82E-05	1.18E-06	-7.81E-04
POCP	Formation potential of tropospheric ozone photochemical oxidants	[kg Ethen Eq.]	5.04E-03	-1.33E-04	7.95E-06	9.33E-04	-1.10E-04	7.57E-07	-1.11E-03
ADPE	Abiotic depletion potential for non fossil resources	[kg Sb Eq.]	1.95E-03	3.38E-09	1.17E-08	9.32E-07	2.82E-09	4.04E-09	-8.87E-04
ADPF	Abiotic depletion potential for fossil resources	[MJ]	2.10E+02	1.24E+00	1.49E-01	5.86E+01	1.03E+00	2.59E-02	-2.48E+01

### RESULTS OF THE LCA - RESOURCE USE: One piece of Corbin Russwin ML2000 Series Mortise Lock

Parameter	Parameter	Unit	A1 - A3	A4	A5	B2	C2	C4	D
PERE	Renewable primary energy as energy carrier	[MJ]	3.17E+01	-	-	-	-	-	-
PERM	Renewable primary energy resources as material utilization	[MJ]	0.00E+00	-	-	-	-	-	-
PERT	Total use of renewable primary energy resources	[MJ]	3.17E+01	4.88E-02	1.34E-02	1.18E+02	4.07E-02	1.90E-03	-1.86E+00
PENRE	Non renewable primary energy as energy carrier	[MJ]	2.38E+02	-	-	-	-	-	-
PENRM	Non renewable primary energy as material utilization	[MJ]	0.00E+00	-	-	-	-	-	-
PENRT	Total use of non renewable primary energy resources	[MJ]	2.38E+02	1.24E+00	1.73E-01	6.21E+01	1.04E+00	2.88E-02	-2.63E+01
SM	Use of secondary material	[kg]	3.30E+00	0.00E+00	0.00E+00	0.00E+00	0.00E+00	0.00E+00	0.00E+00
RSF	Use of renewable secondary fuels	[MJ]	0.00E+00	0.00E+00	0.00E+00	0.00E+00	0.00E+00	0.00E+00	0.00E+00
NRSF	Use of non renewable secondary fuels	[MJ]	0.00E+00	0.00E+00	0.00E+00	0.00E+00	0.00E+00	0.00E+00	0.00E+00
FW	Use of net fresh water	[m <sup>3</sup> ]	1.27E-01	3.45E-05	1.44E-03	6.13E-02	2.87E-05	1.49E-04	-1.05E-02

### RESULTS OF THE LCA – OUTPUT FLOWS AND WASTE CATEGORIES: One piece of Corbin Russwin ML2000 Series Mortise Lock

Parameter	Parameter	Unit	A1 - A3	A4	A5	B2	C2	C4	D
HWD	Hazardous waste disposed	[kg]	7.43E-03	2.83E-06	1.19E-05	3.63E-03	2.36E-06	2.01E-06	-7.72E-05
NHWD	Non hazardous waste disposed	[kg]	9.72E-01	1.56E-04	1.63E-02	3.56E-01	1.30E-04	5.70E-03	-1.71E-01
RWD	Radioactive waste disposed	[kg]	1.09E-02	1.63E-06	9.65E-06	1.38E-03	1.36E-06	1.15E-06	-5.77E-04
CRU	Components for re-use	[kg]	0.00E+00	0.00E+00	0.00E+00	0.00E+00	0.00E+00	0.00E+00	-
MFR	Materials for recycling	[kg]	0.00E+00	0.00E+00	3.10E-01	0.00E+00	0.00E+00	0.00E+00	-
MER	Materials for energy recovery	[kg]	0.00E+00	0.00E+00	0.00E+00	0.00E+00	0.00E+00	0.00E+00	-
EEE	Exported electrical energy	[MJ]	0.00E+00	0.00E+00	6.72E-01	0.00E+00	0.00E+00	1.17E-01	-
EET	Exported thermal energy	[MJ]	0.00E+00	0.00E+00	1.89E+00	0.00E+00	0.00E+00	3.21E-01	-



## 6. LCA: Interpretation

This chapter contains an interpretation of the Life Cycle Impact Assessment categories. Stated percentages in the whole interpretation are related to the overall life cycle, excluding credits (module D).

The production phase (modules A1-A3) contributes between 57% and 99% to the overall results for all the environmental impact assessment categories hereby considered, except for the eutrophication potential (EP), for which the contribution from the production phase accounts for app. 13%.

Within the production phase, the main contribution for all the impact categories is the production of steel mainly due to the energy consumption on this process. Steel accounts in total with app. 76% to the overall mass of the product, therefore, the impacts are in line with the mass composition of the product. The

environmental impacts for the transport (A2) have a negligible impact within this stage.

Relatively high impact on EP (85%) during the maintenance phase (module B2) is a result of generated waste water during maintenance of the product. Eutrophication is the enrichment of nutrients in a certain place and it can be aquatic or terrestrial. Waste water contributes to eutrophication therefore, as expected, it is mainly related with the maintenance of the product (B2).

In the end-of-life phase, there are loads and benefits (module D, negative values) considered. The benefits are considered beyond the system boundaries and are declared for the recycling potential of the metals and for the credits from the incineration process (energy substitution).

## 7. Requisite evidence

Not applicable in this EPD.

## 8. References

### Institut Bauen und Umwelt

Institut Bauen und Umwelt e.V., Berlin (pub.):  
Generation of Environmental Product Declarations  
(EPDs);

### General principles

for the EPD range of Institut Bauen und Umwelt e.V.  
(IBU), 2013-04  
[www.bau-umwelt.de](http://www.bau-umwelt.de)

### IBU PCR Part A

IBU PCR Part A: Institut Bauen und Umwelt e.V.,  
Berlin (pub.): Product Category Rules for Construction  
Products from the range of Environmental Product  
Declarations of Institut Bauen und Umwelt (IBU), Part  
A: Calculation Rules for the Life Cycle Assessment  
and Requirements on the Background Report. April  
2013  
[www.bau-umwelt.de](http://www.bau-umwelt.de)

### IBU PCR Part B

IBU PCR Part B: PCR Guidance-Texts for Building-  
Related Products and Services. From the range of  
Environmental Product Declarations of Institute  
Construction and Environment e.V. (IBU). Part B:  
Requirements on the EPD for Locks and fittings.  
[www.bau-umwelt.com](http://www.bau-umwelt.com)

### ANSI/A117.1

ANSI/A117.1: Accessible and Usable Buildings and  
Facilities

### ANSI/BHMA A156.13

ANSI/BHMA A156.13: Mortise Locks

### ASTM F1577-95b

ASTM F1577-95b: Detention Locks for Swinging Doors

**ISO 14001** ISO 14001: Environmental management  
systems - Requirements with guidance for use  
(ISO 14001:2004 + Cor. 1:2009)

### ISO 14025

ISO 14025:2011-10: Environmental labels and  
declarations — Type III environmental declarations —  
Principles and procedures

### EN 15804

EN 15804: 2012+A1:2014: Sustainability of  
construction works — Environmental Product  
Declarations — Core rules for the product category of  
construction products

### Florida Building Code

Florida Building Code: 2010 Florida Building Code,  
Building contains substantial copyrighted material from  
the 2009 International Building Code which is a  
copyrighted work owned by the International Code  
Council, Inc  
[http://www2.iccsafe.org/states/florida\\_codes/](http://www2.iccsafe.org/states/florida_codes/)

### GaBi 6 2013

GaBi 6 2013: Software-System and Database for Life  
Cycle Engineering. Copyright. TM. Stuttgart,  
Echterdingen, 1992-2013.

### GaBi 6 2013D

GaBi 6 2013D: Documentation of GaBi 6: Software-  
System and Database for Life Cycle Engineering.  
Copyright, TM. Stuttgart, Echterdingen, 1992-2013.  
<http://documentation.gabi-software.com/>

### ICC IBC(2009)

ICC IBC (2009): International Building Code. A  
member of the international code family®.  
[www.iccsafe.org](http://www.iccsafe.org)



ASSA ABLOY

**Miami Dade Code**

© 2014 Miami-Dade County government.

<http://www.miamidade.gov>

**UL and ULc Standards**

ULC Standards develops and publishes standards and specifications for products having a bearing on fire, life safety and security, crime prevention, energy efficiency, environmental safety, security of assets and

facilities, live working and workplace safety and other areas. ULC Standards is accredited by the Standards Council of Canada as a consensus based Standards Development Organization under the National Standards System of Canada.



## 9. Annex

Results shown below were calculated using TRACI Methodology.

### DESCRIPTION OF THE SYSTEM BOUNDARY (X = INCLUDED IN LCA; MND = MODULE NOT DECLARED)

PRODUCT STAGE			CONSTRUCTION PROCESS STAGE		USE STAGE							END OF LIFE STAGE				BENEFITS AND LOADS BEYOND THE SYSTEM BOUNDARIES
Raw material supply	Transport	Manufacturing	Transport from the gate to the site	Assembly	Use	Maintenance	Repair	Replacement <sup>(1)</sup>	Refurbishment <sup>(1)</sup>	Operational energy use	Operational water use	De-construction demolition	Transport	Waste processing	Disposal	Reuse-Recovery-Recycling-potential
A1	A2	A3	A4	A5	B1	B2	B3	B4	B5	B6	B7	C1	C2	C3	C4	D
X	X	X	X	X	MND	X	MND	MND	MND	MND	MND	MND	X	MND	X	X

### RESULTS OF THE LCA - ENVIRONMENTAL IMPACT: One piece of Corbin Russwin ML2000 Series Mortise Lock

Parameter	Parameter	Unit	A1 - A3	A4	A5	B2	C2	C4	D
GWP	Global warming potential	[kg CO <sub>2</sub> -Eq.]	1.67E+01	8.98E-02	5.04E-01	-2.31E+00	7.48E-02	6.12E-02	-2.31E+00
ODP	Depletion potential of the stratospheric ozone layer	[kg CFC11-Eq.]	2.68E-09	4.57E-13	2.36E-12	7.13E-11	3.81E-13	1.96E-13	-1.67E-10
AP	Acidification potential of land and water	[kg SO <sub>2</sub> -Eq.]	6.49E-02	5.37E-04	1.40E-04	5.62E-02	4.48E-04	1.83E-05	-1.11E-02
EP	Eutrophication potential	[kg N-eq.]	3.80E-03	3.79E-05	7.66E-06	4.43E-02	3.16E-05	5.57E-07	-4.85E-04
Smog	Ground-level smog formation potential	[kg O <sub>3</sub> -eq.]	7.14E-01	1.11E-02	3.03E-03	2.31E-01	9.21E-03	1.44E-04	-1.35E-01
Resources	Resources – resources fossil	[MJ]	1.83E+01	1.78E-01	1.71E-02	7.63E+00	1.49E-01	2.66E-03	-1.05E+00

### RESULTS OF THE LCA - RESOURCE USE: One piece of Corbin Russwin ML2000 Series Mortise Lock

Parameter	Parameter	Unit	A1 - A3	A4	A5	B2	C2	C4	D
PERE	Renewable primary energy as energy carrier	[MJ]	3.17E+01	-	-	-	-	-	-
PERM	Renewable primary energy resources as material utilization	[MJ]	0.00E+00	-	-	-	-	-	-
PERT	Total use of renewable primary energy resources	[MJ]	3.17E+01	4.88E-02	1.34E-02	1.18E+02	4.07E-02	1.90E-03	-1.86E+00
PENRE	Non renewable primary energy as energy carrier	[MJ]	2.38E+02	-	-	-	-	-	-
PENRM	Non renewable primary energy as material utilization	[MJ]	0.00E+00	-	-	-	-	-	-
PENRT	Total use of non renewable primary energy resources	[MJ]	2.38E+02	1.24E+00	1.73E-01	6.21E+01	1.04E+00	2.88E-02	-2.63E+01
SM	Use of secondary material	[kg]	3.30E+00	0.00E+00	0.00E+00	0.00E+00	0.00E+00	0.00E+00	0.00E+00
RSF	Use of renewable secondary fuels	[MJ]	0.00E+00	0.00E+00	0.00E+00	0.00E+00	0.00E+00	0.00E+00	0.00E+00
NRSF	Use of non renewable secondary fuels	[MJ]	0.00E+00	0.00E+00	0.00E+00	0.00E+00	0.00E+00	0.00E+00	0.00E+00
FW	Use of net fresh water	[m <sup>3</sup> ]	1.27E-01	3.45E-05	1.44E-03	6.13E-02	2.87E-05	1.49E-04	-1.05E-02

### RESULTS OF THE LCA – OUTPUT FLOWS AND WASTE CATEGORIES: One piece of Corbin Russwin ML2000 Series Mortise Lock

Parameter	Parameter	Unit	A1 - A3	A4	A5	B2	C2	C4	D
HWD	Hazardous waste disposed	[kg]	7.43E-03	2.83E-06	1.19E-05	3.63E-03	2.36E-06	2.01E-06	-7.72E-05
NHWD	Non hazardous waste disposed	[kg]	9.72E-01	1.56E-04	1.63E-02	3.56E-01	1.30E-04	5.70E-03	-1.71E-01
RWD	Radioactive waste disposed	[kg]	1.09E-02	1.63E-06	9.65E-06	1.38E-03	1.36E-06	1.15E-06	-5.77E-04
CRU	Components for re-use	[kg]	0.00E+00	0.00E+00	0.00E+00	0.00E+00	0.00E+00	0.00E+00	-
MFR	Materials for recycling	[kg]	0.00E+00	0.00E+00	3.10E-01	0.00E+00	0.00E+00	0.00E+00	-
MER	Materials for energy recovery	[kg]	0.00E+00	0.00E+00	0.00E+00	0.00E+00	0.00E+00	0.00E+00	-
EEE	Exported electrical energy	[MJ]	0.00E+00	0.00E+00	6.72E-01	0.00E+00	0.00E+00	1.17E-01	-
EET	Exported thermal energy	[MJ]	0.00E+00	0.00E+00	1.89E+00	0.00E+00	0.00E+00	3.21E-01	-

**Publisher**

Institut Bauen und Umwelt e.V.  
Panoramastr. 1  
10178 Berlin  
Germany

Tel +49 (0)30 3087748-0  
Fax +49 (0)30 3087748-29  
Mail [info@bau-umwelt.com](mailto:info@bau-umwelt.com)  
Web [www.bau-umwelt.com](http://www.bau-umwelt.com)

**Programme holder**

Institut Bauen und Umwelt e.V.  
Panoramastr 1  
10178 Berlin  
Germany

Tel +49 (0)30 3087748-0  
Fax +49 (0)30 3087748-29  
Mail [info@bau-umwelt.com](mailto:info@bau-umwelt.com)  
Web [www.bau-umwelt.com](http://www.bau-umwelt.com)

**Author of the Life Cycle Assessment**

PE INTERNATIONAL AG  
Hauptstraße 111-113  
70771 Leinfelden-Echterdingen  
Germany

Tel +49 (0)711 341817-0  
Fax +49 (0)711 341817-25  
Mail [info@pe-international.com](mailto:info@pe-international.com)  
Web [www.pe-international.com](http://www.pe-international.com)

**Owner of the Declaration**

Corbin Russwin  
225 Episcopal Rd  
Berlin, CT 06037 USA

Tel 800-543-3568  
Web [www.corbinrusswin.com](http://www.corbinrusswin.com)  
[www.assaabloydss.com](http://www.assaabloydss.com)